


TEXTURES: MONTH #109




"fine texture getting used to keep less than three liter per minute gas and only having two small pieces on the top left weakly connected"



TEXTURES: MONTH #110




"welding pretty straight forward but getting my jacket on a hot weld and getting it stuck there promptly removing my arm before it caught fire"



TEXTURES: MONTH #111




"welding after dinner with myrthe taking over the kids quite late and finding many of the pieces rather bent with also the upper right connected only with one point"




TEXTURES: MONTH #112




"using up my last pieces of forty centimeters to weld this texture and skipping already the fifty and ten centimeters i finished earlier having now to wait for the new shipment but at last getting the new piece and welding them on finding one i welded on the top already with rust"




TEXTURES: MONTH #113




"smoother texture with the gas bottle on the way now that i keep it out to monitor the gas consumption and also having issues placing the welding gun back over the bottle but other than that just having one small piece connected only with two points on the top"



TEXTURES: MONTH #114




"doing yet another texture with two sizes of pieces missing and also the whole upper left part rather weakly connected but overall managing pretty well and later adding the missing pieces with a shipment reaching me from china and making the texture rather sturdy"



TEXTURES: MONTH #115




"okay texture sturdy with no issues and using a new japanese marker to label it finding that it works well on rusted metal but not so much on polished surfaces"



TEXTURES: MONTH #116




"texture difficult to assemble and weak with really two sides connected with a few points welded right before rushing to pick livia from school"




TEXTURES: MONTH #117




"feeling a bit tired but keeping up with the texture before going back in to take the kids to bed welding it okay with the lower right being only connected to the rest with two dots"




TEXTURES: MONTH #118




"welding this texture after a day with the kids feeling quite frustrated but still finding the energy to resume work so late in the day and having a hard time assembling the texture with some bent pieces and an upper left part connected only in two points"



TEXTURES: MONTH #119




"texture nicely welded together without major issue wearing proper filters now on my mask and only barely smelling the fumes"



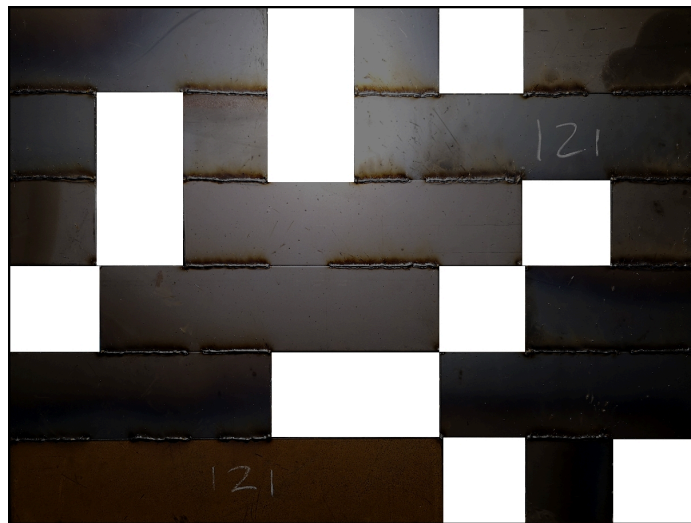
TEXTURES: MONTH #120




"welding with a powerful hailstorm and trying to speed up having the door open and the fume aspirator outside but managing quite well to finish off the texture without major issues"



TEXTURES: MONTH #121




"okay textures with the pieces quite straight but one in the middle bending and the left side a bit difficult to construct but with one good grip to the rest"




TEXTURES: MONTH #122




"struggling to get this texture together with the long pieces bent and the small ones above falling under them at last welding it in pieces and making a too thick weld in the middle i had to remove with pliers"



TEXTURES: MONTH #123




"texture welded right after eating some indonesian food at home and making it quite sturdy with no major issues despite the unusual shape"




TEXTURES: MONTH #124




"textures with three small pieces on the left side only welded in the corners making it rather weak and also frustrating me a bit losing welding wire putting down the gun and accidentally pressing down the button"



TEXTURES: MONTH #125




"textures with several weak points both on the left and on the right done right before taking the kids to bed"



TEXTURES: MONTH #126




"welding this texture in the weekend with myrthe meeting her friend hanneke with the kids and having many troubles with a forty centimeters pieces fully bent and possibly not straight compromising the upper part of the texture"



TEXTURES: MONTH #127




"still some bended pieces forcing me to assemble and weld this texture in parts but other than that resulting in a sturdy texture with no issues"



TEXTURES: MONTH #128




"going a little slow feeling a bit tired and with a dirty gun spitting a bit too much and an upper right piece only connected in one corner"



TEXTURES: MONTH #129




"assembling quite well the texture but then starting to weld with too little gas causing porosity i was later unable to remove welding over it and also with one small pieces connected only in one corner on the top left"



TEXTURES: MONTH #130




"welding in the afternoon with myrthe home with the kids assembling the texture rather smoothly with an overall sturdy result"



TEXTURES: MONTH #131




"rather smooth texture with only the sixty centimeters plate on top fully blended and having to squeeze it down and press it to get it welded at first in dots"



TEXTURES: MONTH #132




"smooth texture without many issues but making a lot of smoke and feeling it in my throat despite wearing a mask"



TEXTURES: MONTH #133




"texture with both a weak piece on the upper left as well as a whole piece on the left bottom completely disconnected from the rest rushing to finish to let myrthe go pick up a neighbour who has twisted her knee"



TEXTURES: MONTH #134




"texture welded on a rainy cold day with myrthe going to her youngest brother with the kids and doing quite a well job despite a piece bending in the middle and the bottom left poorly connected"



TEXTURES: MONTH #135




"quite tricky texture with a piece bending very much on the bottom left and the whole right part not well aligned and possibly too high than the rest beside being poorly connected"



TEXTURES: MONTH #136




"texture with a small piece completely isolated on the top left and with the right side also poorly connected if it wasn't for a long sixty centimeters piece binding it to the other side"




TEXTURES: MONTH #137




"texture easy to assemble but then getting quite bent on the top right anyway beginning to feel tired to weld feeling some fumes in my throat and getting a bit of a heavy head from the sound of the aspirator despite wearing ear plugs i made with paper napkins"




TEXTURES: MONTH #138




"pretty straight forward texture welded after taking a nap and having put all the other textures i welded in the big pile rearranging also some tools in the metal workshop to make it more ergonomic"



TEXTURES: MONTH #139




"sturdy texture but a bit challenging to assemble and with a few bending pieces"



TEXTURES: MONTH #140




"texture with two small pieces i had to apply after putting it together and with one of these pieces only connected in two corners"




TEXTURES: MONTH #141




"getting quite tired to weld and also trying to keep away from the fumes finding the mask and the aspirator not sufficient welding pieces not fully straight but nonetheless succeeding quite well and despite a too dirty gun with the wire spitting at times and not flowing well"



TEXTURES: MONTH #142




"welding early in the morning with freezing temperature prior taking over the kids for myrthe who had to work and starting to weld with the left side a bit too to the left breaking up the weld to move on more in place and also getting many bubbles in the weld possibly due to the minus degree temperature having to put higher gas"



TEXTURES: MONTH #143



"assembling this texture too much on the left of the welding table but anyway managing to weld it despite making still more bubbles having attempted to put the gas back down to save money and other than that reaching a good result"



TEXTURES: MONTH #144



"a bit tricky to assemble this texture in the end managing quite well to weld it together despite still seeing some bubble on the weld after having put on the gas"